
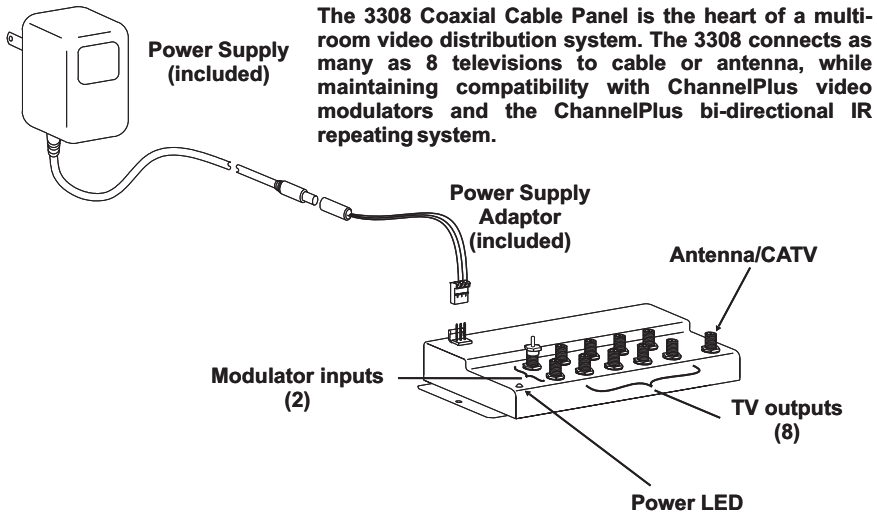


Coaxial Cable Panel Instruction Manual




Model 3308

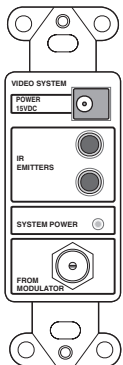
Model 3308



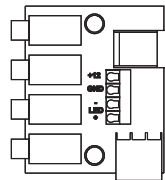
Top View



Accessories



Model 2100 Power Injector wall plate (fits standard Decora)

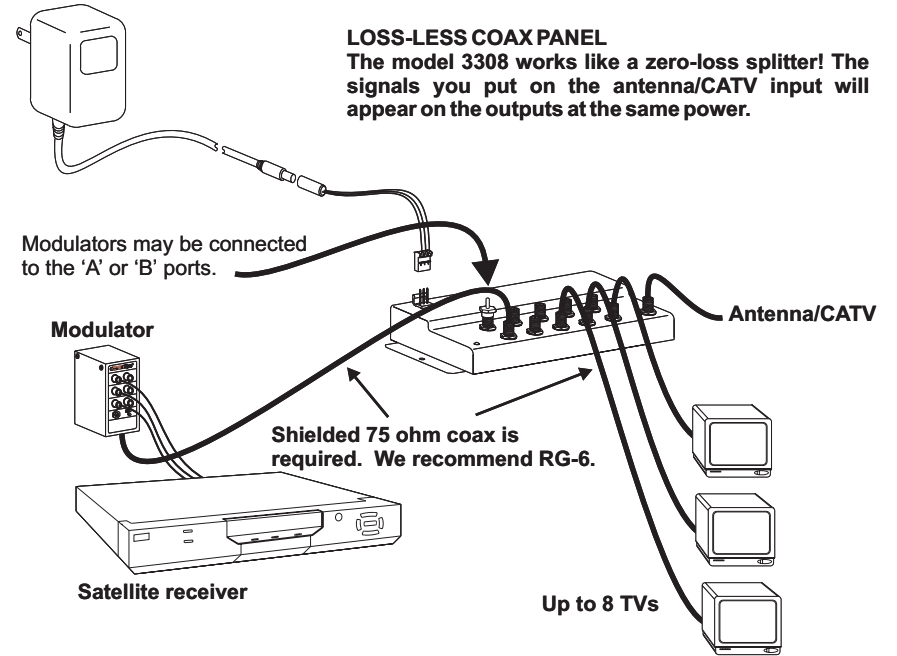


Model 2184 IR Breakout

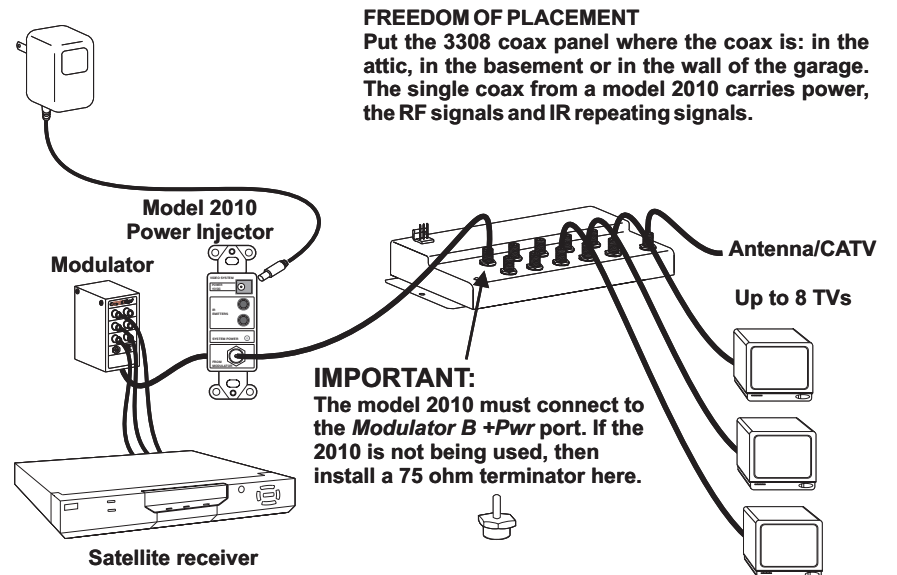
Replaces the power supply adaptor and drives up to four IR emitters.

2

Typical System



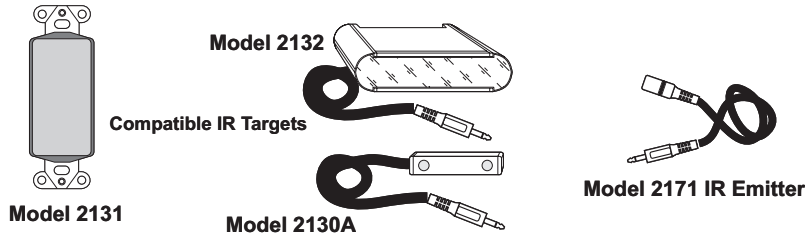
Remote Power Using the Model 2010



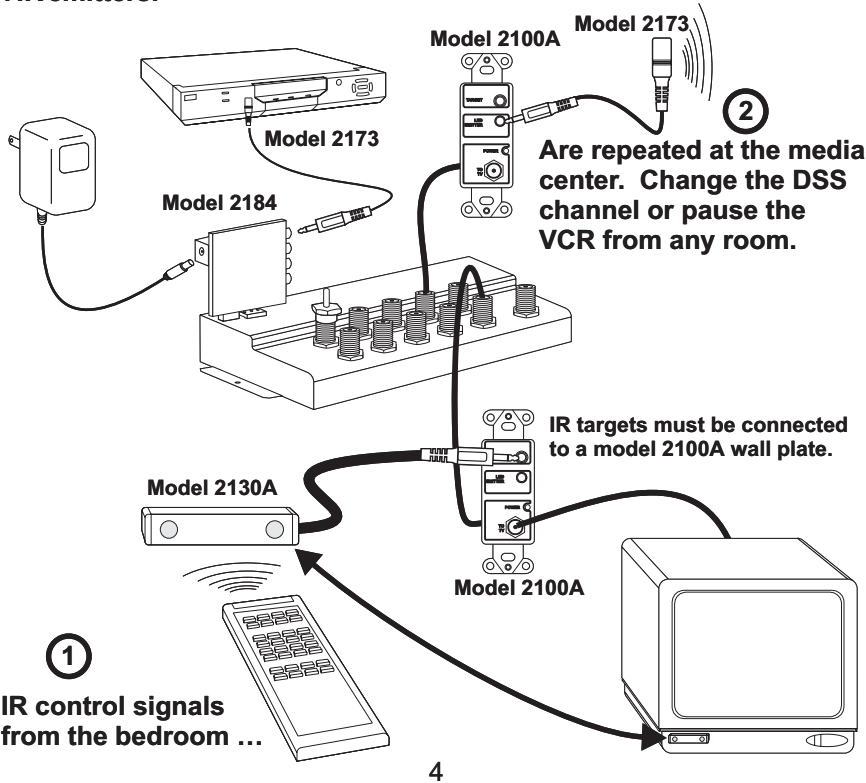
3

IR Repeating System

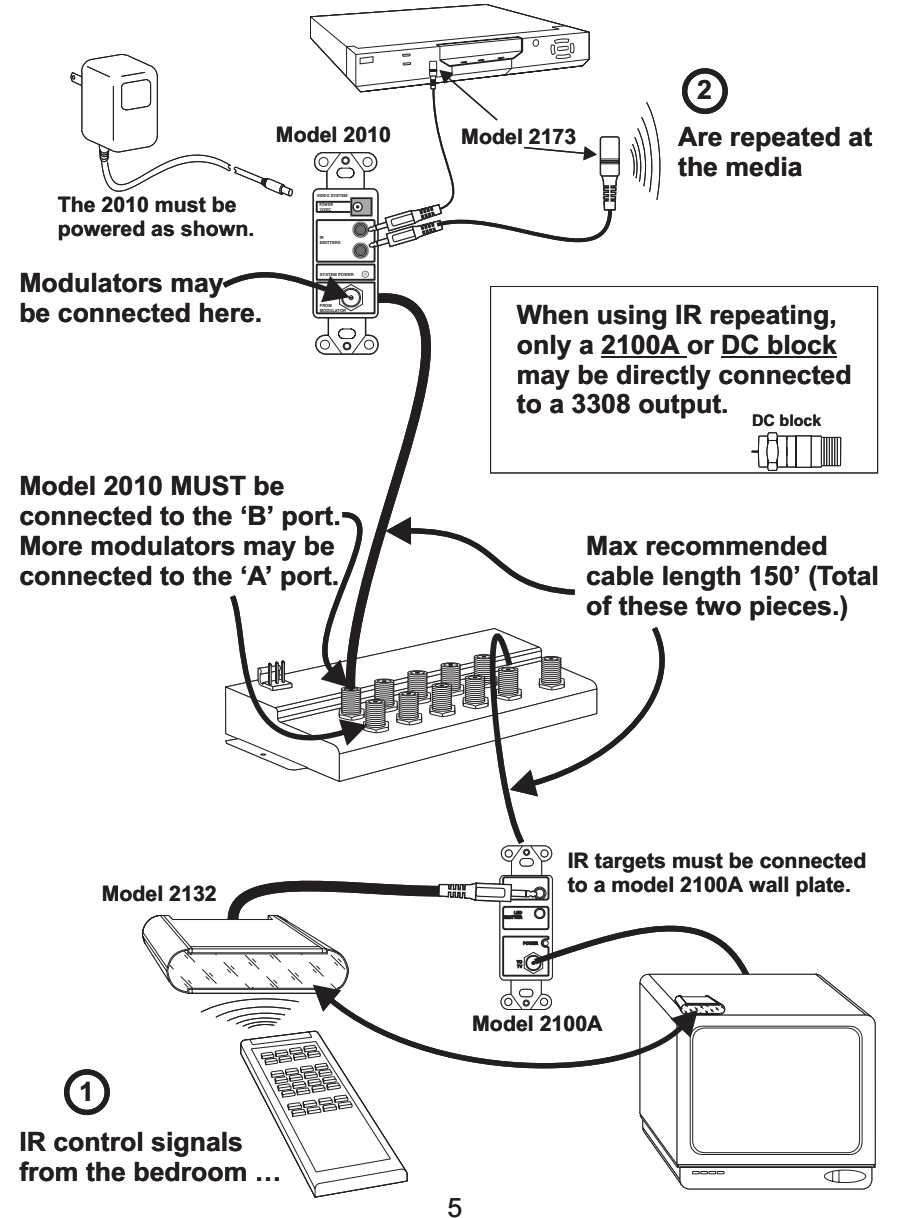
With the model 3308, you can also control your video devices from any room in the house. Any or all 8 outputs may be connected to model 2100A wall plates. The wall plates interface with a variety of industry standard IR targets. Direct your IR remote control at the IR target and the 2173 IR emitter will repeat the IR signals in the media center.



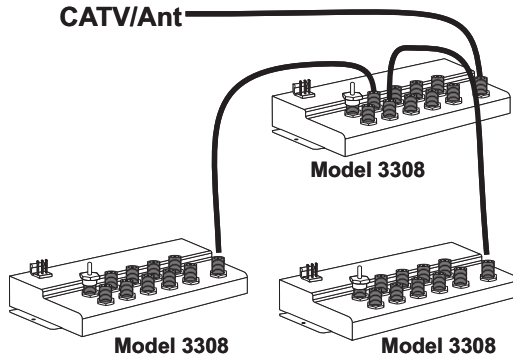
Normally, the IR emitters are also connected to Model 2100A wall plates. But, if the coax panel is located in the media center, you may choose to connect the emitters to a model 2184 IR breakout panel. Both examples are shown below. The model 2184 plugs directly into the 3308, replacing the power adaptor cable. The 2184 can drive up to 4 IR emitters.



If the coax panel is not located at the media center, you may add a model 2010 remote power wall plate at the media center and connect the 3308 and 2010 with a single coax cable. The model 2010 will power the 3308, drive the IR emitters and deliver any modulator signals to the 3308. In addition, the 2010 has connectors for 2 IR emitters. (The model 2174 IR expansion panel will expand each of these ports to drive up to 4 IR emitters.)



Expanding the 3308:



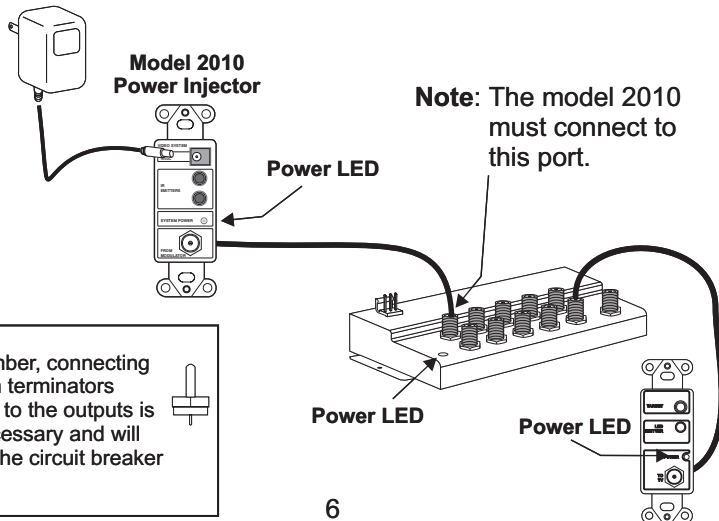
Up to 64 TV outlets

You may connect up to 8 more 3308s to the outputs of a 'master' 3308, for a total of 64 TV outlets. The longest recommended coax run is 150 feet (includes coax from master to secondary unit and from secondary unit to TV).

All 3308s must be powered individually. Each 3308 can have its own 'zoned' IR control and local modulators. (Modulators connected to a secondary 3308 will be viewable only on those 8 TVs. IR control signals will be confined to only that 3308.)

Circuit Breaker

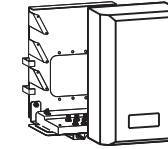
The model 2010 and 3308 have built-in circuit breakers. If any of these LEDs are not lit, reset the circuit breaker by disconnecting and reconnecting the power supply. If the system does not reset, look for an installation error.




6

Mounting the 3308

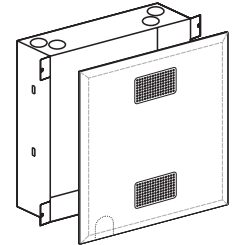
The model 3308 should be mounted in a location that is safe and dry. The model 3308 is small enough to be mounted inside a stud wall. Alternatively, the 3308 may be mounted inside a ChannelPlus Integrated Home Network enclosure.



Model 2600
(surface mount)



Model 2601
(surface mount)



Model 2603
(in-wall mount)
Shown with
model 2613 cover

Things to watch for:

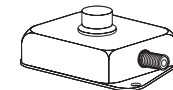
Herringbone interference on modulator channel (diagonal lines) ... You may have chosen a channel number that is not completely vacant. Distant UHF stations may not be watchable, but will cause interference if you try to create a new channel at the same frequency. Also, cable companies often have extra signals where there should be none. Try moving the modulator channel to another number. You may have to add a low pass filter to remove cable company noise. If a filter does not work, try adding a DC-block to remove common mode interference.

Herringbone interference on many channels, including modulator channels (disappears when you remove the CATV/Ant feed) ... The RF amplifier can be overloaded by abnormally strong signals. Often, you can cure the problem with a simple attenuator. Use a variable attenuator and try to find a signal level where the interference just disappears. Sometimes, the problem is one station that is far stronger than the rest. In this case, attenuating all of the signals with a simple attenuator will cause the desired stations to be weak (snowy). You must reduce the strength of only the offending station. A common FM trap will help if the problem is a nearby FM tower. If the problem is a nearby TV station, often the station management can provide suitable filters.

Infrared Remote Control Problems ... The most common cause of IR problems are: IR emitter not located directly above sensor on the video device. Reposition the IR emitter. TV is radiating electrical noise. Reposition IR target. IR target is 'seeing' optical noise, such as a solid state fluorescent lamp. Reposition IR target.


NOTE:

We recommend using only RG-6 coax when wiring a house. Why? Although good RG-59 has only slightly more loss than RG-6, it is harder to find good RG-59. RG-6 is a little more expensive and a little harder to run (because it is thicker). But you will avoid surprises if you stick to RG-6.



Inexpensive variable attenuator

7



Inexpensive DC block for RF

Specifications: typical @ 25°C ± 5°C

Gain: Antenna/CATV port to output: Modulator input to output	0dB -10dB
Ant isolation (Modulator input to CATV/Ant):	>80dB
Modulator input:	+25dBmV (+85dBuV)
Bandwidth:	50-806MHz
Max CATV/Antenna input:	20dBmV (+80dBuV)
Power	15 VDC @ 250 mA
Power supply (included):	350-076
Dimensions:	6.3" x 0.9" x 2.5" 16cm x 2.35cm x 6.35cm
Shipping weight:	4 lbs.(1.8kg)

Warranty

Multiplex Technology, Inc. warrants this product to be free from defects in materials and workmanship for a period of one year from the date of purchase or MTI will repair, or at its option, replace the defective product. To obtain warranty service, call MTI for a return material authorization (RMA) number and return the product prepaid

Attention: Customer Service.

Please put the RMA number on the outside of the carton.

Any implied warranty arising from the sale of the product including implied warranties of merchantability and fitness for purpose are limited to the warranty stated above. MTI shall not be responsible for losses or damages or expenses, whether direct, consequential or incidental arising from the use of or the inability to use this product. Some states do not allow limitations on how long the implied warranty lasts or the exclusion or limitation or incidental or consequential damages, so the above limitations and exclusions may not apply to you. This warranty gives you specific legal rights, and you may have other rights which may vary from state to state.